

Government of Punjab
Department of Transport
(Transport II Branch)

NOTIFICATION

The 23rd December, 2022

No. 11/08/2022-1T2/ 1491 :- In exercise of the powers conferred by section 67 of the Motor Vehicles Act ,1988 [The Motor Vehicles(Amendment) Act ,2019 No. 32 of 2019 dated 09-08-2019] and all other powers enabling him in this behalf ,the Governor of Punjab is pleased to fix the transportation rates per Km per MT for transportation of minor mineral [as defined under Mines and Mineral (Development and Regulation) Act, 1957] in the State of Punjab as per enclosed annexure "A".

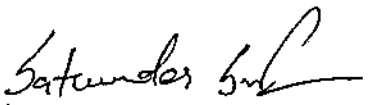
Dated, Chandigarh,
23.12.2022

Vikas Garg
Secretary to Government of Punjab
Department of Transport

Endst.No.11/08/2022-1T2/ 1492

Dated, Chandigarh, 23rd Dec 2022

A copy is forwarded to the Controller, Printing & Stationary Department, Punjab, Chandigarh for publication in the Punjab Government Gazette (ordinary).

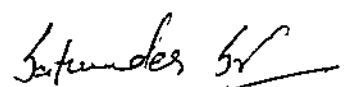

(Satwinder Singh Saini)
Superintendent
M

Endst. No. 11/08/2022-1T2/1493-1495

Dated, Chandigarh, 23rd Dec 2022

A copy of above is forwarded to the following for information and necessary action:-


- i. The OSD/ Chief Secretary, Punjab.
- ii. The Principal Secretary, Government of Punjab, Department of Water Resources, Mines & Geology.
- iii. The State Transport Commissioner, Punjab.


(Satwinder Singh Saini)
Superintendent
M

CARRIAGE RATE OF MATERIAL

Earth, Surkhl, Sand, Earth, Fly Ash, Bajri, Ballast, Stone Boulder, Kankar and Building Rubbish,
Earth

As Per Chapter 5 of CSR-2020 (Item 5.2) including premium of 7% as per AC slip no 4		Calculated Rates (Assuming 1 cumecs = 1.50 MT)
Unit in K.M	Rate per cum (in Rs.)	Rate per MT (in Rs.)
0.5 to 1 Km	102.73	68.49
0-2 Km	127.37	84.92
0-3 Km	151.00	100.67
0-4 Km	173.59	115.72
0-5 Km	195.17	130.11
0-6 Km	214.72	143.14
0-7 Km	224.50	149.66
0-8 Km	239.54	159.69
0-9 Km	251.06	167.38
0-10 Km	262.61	175.07
0-11 Km	274.12	182.75
0-12 Km	285.66	190.44
0-13 Km	297.20	198.14
0-14 Km	308.73	205.82
0-15 Km	320.27	213.51
0-16 Km	331.80	221.20
0-17 Km	343.34	228.89
0-18 Km	354.87	236.58
0-19 Km	366.40	244.27
0-20 Km	377.92	251.95
0-21 Km	387.37	258.25
0-22 Km	396.81	264.54
0-23 Km	406.25	270.83
0-24 Km	415.67	277.12
0-25 Km	419.87	279.91
0-26 Km	424.06	282.71
0-27 Km	428.26	285.50
0-28 Km	432.45	288.30
0-29 Km	436.65	291.10
0-30 Km	440.84	293.89
0-31 Km	445.03	296.69
0-32 Km	449.23	299.49
0-33 Km	453.42	302.28
0-34 Km	457.62	305.08
0-35 Km	461.81	307.87
0-36 Km	466.01	310.67
0-37 Km	470.19	313.46
0-38 Km	474.40	316.26


 सचिवकी दफ्तरी/सहायक सचिव
 नर सरोज सिडवाल, पंजाब
 चंडीगढ़।


CARRIAGE RATE OF MATERIAL

Earth, Surkhi, Sand, Earth, Fly Ash, Bajri, Ballast, Stone Houlder, Kankar and Building Rubbish, Earth

As Per Chapter 5 of CSR-2020 (Item 5.2) including premium of 7 % as per AC slip no 4

Calculated Rates (Assuming 1 cumecs = 1.50 MT)

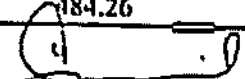
Unit in K.M	Rate per cum (in Rs.)	Rate per MT (in Rs.)
0-39 Km	478.58	319.05
0-40 Km	482.78	321.86
0-41 Km	486.97	324.65
0-42 Km	491.17	327.45
0-43 Km	495.36	330.24
0-44 Km	499.56	333.04
0-45 Km	503.75	335.83
0-46 Km	507.95	338.63
0-47 Km	512.13	341.42
0-48 Km	516.34	344.23
0-49 Km	520.52	347.02
0-50 Km	524.73	349.82
0-51 Km	528.91	352.61
0-52 Km	533.11	355.40
0-53 Km	537.30	358.20
0-54 Km	541.49	361.00
0-55 Km	545.69	363.79
0-56 Km	549.88	366.59
0-57 Km	554.08	369.39
0-58 Km	558.27	372.18
0-59 Km	562.47	374.98
0-60 Km	566.66	377.77
0-61 Km	570.86	380.57
0-62 Km	575.05	383.37
0-63 Km	579.24	386.16
0-64 Km	583.44	388.96
0-65 Km	587.62	391.75
0-66 Km	591.83	394.55
0-67 Km	596.01	397.34
0-68 Km	600.22	400.14
0-69 Km	604.40	402.93
0-70 Km	608.61	405.74
0-71 Km	612.79	408.53
0-72 Km	616.99	411.33
0-73 Km	621.18	414.12
0-74 Km	625.38	416.92
0-75 Km	629.57	419.71
0-76 Km	633.77	422.51


 सचिव/उप सचिव/असिस्टेंट सचिव-1
 मास मंत्रालय, पंजाब
 लुधियाना

CARRIAGE RATE OF MATERIAL

Karth, Surkhi, Sand, Karth, Ply Ash, Bajri, Ballast, Stone Boulder, Kankar and Building Rubbish, Karth

As Per Chapter 5 of CSR-2020 (Item 5.2) Including premium of 7% as per AG slip no 4		Calculated Rates (Assuming 1 cumecs = 1.50 MT)
Unit in K.M	Rate per cum (In Rs.)	Rate per MT (In Rs.)
0-77 Km	637.96	425.30
0-78 Km	642.16	428.11
0-79 Km	646.34	430.90
0-80 Km	650.54	433.69
0-81 Km	653.70	435.80
0-82 Km	656.84	437.89
0-83 Km	659.98	439.98
0-84 Km	663.12	442.08
0-85 Km	666.27	444.18
0-86 Km	669.41	446.28
0-87 Km	672.57	448.38
0-88 Km	675.71	450.47
0-89 Km	678.86	452.57
0-90 Km	680.96	453.97
0-91 Km	683.05	455.36
0-92 Km	685.14	456.76
0-93 Km	687.25	458.17
0-94 Km	689.35	459.57
0-95 Km	691.43	460.96
0-96 Km	693.53	462.35
0-97 Km	695.61	463.76
0-98 Km	697.73	465.15
0-99 Km	699.82	466.55
0-100 Km	701.92	467.95
0-101 Km	703.66	469.11
0-102 Km	705.42	470.28
0-103 Km	707.16	471.44
0-104 Km	708.92	472.61
0-105 Km	710.65	473.77
0-106 Km	712.42	474.94
0-107 Km	714.15	476.10
0-108 Km	715.88	477.26
0-109 Km	717.65	478.43
0-110 Km	719.38	479.59
0-111 Km	721.15	480.77
0-112 Km	722.89	481.93
0-113 Km	724.61	483.09
0-114 Km	726.39	484.26


 ਕਚੇਰੀ ਦਿੱਤੀਆਰ/ਜਲ ਨਿਕਾਸ-1
 ਜਲ ਸਰੋਤ ਵਿਭਾਗ, ਪੰਜਾਬ
 ਚੰਡੀਗੜ੍ਹ।


CARRIAGE RATE OF MATERIAL

Earth, Surkhl, Sand, Earth, Fly Ash, Bajri, Ballast, Stone Boulder, Kankar and Building Rubbish, Earth

As Per Chapter 5 of CSR-2020 (Item 5.2) including premium of 7 % as per AC slip no 4

Calculated Rates (Assuming 1 cumecs = 1.50 MT)

Unit in K.M	Rate per cum(in Rs.)	Rate per MT (in Rs.)
0-115 Km	728.14	485.42
0-116 Km	729.87	486.58
0-117 Km	731.62	487.75
0-118 Km	733.38	488.92
0-119 Km	735.12	490.08
0-120 Km	736.88	491.25
0-121 Km	738.61	492.41
0-122 Km	740.38	493.58
0-123 Km	742.11	494.74
0-124 Km	743.86	495.91
0-125 Km	745.61	497.07
0-126 Km	747.34	498.23
0-127 Km	749.11	499.40
0-128 Km	750.84	500.56
0-129 Km	752.60	501.73
0-130 Km	754.35	502.90
0-131 Km	756.09	504.06
0-132 Km	757.83	505.22
0-133 Km	759.59	506.40
0-134 Km	761.33	507.55
0-135 Km	763.08	508.72
0-136 Km	764.84	509.89
0-137 Km	766.57	511.05
0-138 Km	768.33	512.22
0-139 Km	770.07	513.38
0-140 Km	771.81	514.54
0-141 Km	773.57	515.71
0-142 Km	775.32	516.88
0-143 Km	777.07	518.04
0-144 Km	778.80	519.20
0-145 Km	780.55	520.37
0-146 Km	782.30	521.53
0-147 Km	784.05	522.70
0-148 Km	785.79	523.86
0-149 Km	787.55	525.03
0-150 Km	789.29	526.19
0-151 Km	790.90	527.27
0-152 Km	792.52	528.34


 ਵਾਰਜਕਾਰੀ ਇੰਜੀਨੀਅਰ/ਜਲ ਨਿਕਾਸ-1
 ਜਲ ਸਰੋਤ ਵਿਭਾਗ, ਪੰਜਾਬ
 ਚੰਡੀਗੜ੍ਹ ।


CARRIAGE RATE OF MATERIAL

Earth, Surkhi, Sand, Earth, Fly Ash, Bajri, Ballast, Stone Boulder, Kankar and Building Rubbish, Earth

As Per Chapter 5 of CSR-2020 (Item 5.2) including premium of 7% as per AC slip no 4

Calculated Rates (Assuming 1 cumecs = 1.50 MT)

Unit in K.M	Rate per cum (in Rs.)	Rate per MT (in Rs.)
0-153 Km	794.12	529.41
0-154 Km	795.72	530.48
0-155 Km	797.33	531.55
0-156 Km	798.94	532.62
0-157 Km	800.54	533.69
0-158 Km	802.16	534.77
0-159 Km	803.76	535.84
0-160 Km	805.36	536.90
0-161 Km	806.98	537.99
0-162 Km	808.59	539.06
0-163 Km	810.19	540.13
0-164 Km	811.81	541.21
0-165 Km	813.41	542.28
0-166 Km	815.01	543.34
0-167 Km	816.62	544.42
0-168 Km	818.23	545.49
0-169 Km	819.83	546.56
0-170 Km	821.46	547.64
0-171 Km	823.04	548.70
0-172 Km	824.66	549.77
0-173 Km	826.28	550.85
0-174 Km	827.88	551.92
0-175 Km	829.49	552.99
0-176 Km	831.10	554.07
0-177 Km	832.70	555.13
0-178 Km	834.30	556.20
0-179 Km	835.92	557.28
0-180 Km	837.52	558.35
0-181 Km	839.14	559.42
0-182 Km	840.75	560.50
0-183 Km	842.35	561.56
0-184 Km	843.95	562.63
0-185 Km	845.57	563.71
0-186 Km	847.17	564.78
0-187 Km	848.78	565.85
0-188 Km	850.38	566.92
0-189 Km	851.99	567.99
0-190 Km	853.59	569.06


 वरुणसिंह चौधरी, ईंजीनियर/सहायक निर्यात-1
 सहायक निर्यात, भुवनेश्वर
 राजस्थान


CARRIAGE RATE OF MATERIAL

Earth, Surkhl, Sand, Earth, Fly Ash, Bajri, Ballast, Stone Boulder, Kankar and Building Rubbish ,
Earth

As Per Chapter 5 of CSR-2020(Item 5.2) including premium of
7 % as per AC slip no 4

Calculated Rates (Assuming 1
cumecs = 1.50 MT)

Unit in K.M	Rate per cum(in Rs.)	Rate per MT (in Rs.)
0-191 Km	855.22	570.15
0-192 Km	856.82	571.22
0-193 Km	858.43	572.29
0-194 Km	860.03	573.36
0-195 Km	861.64	574.43
0-196 Km	863.24	575.50
0-197 Km	864.86	576.57
0-198 Km	866.46	577.64
0-199 Km	868.07	578.71
0-200 Km	869.67	579.78
0-201 Km	871.28	580.85
0-202 Km	872.90	581.93
0-203 Km	874.51	583.01
0-204 Km	876.12	584.08
0-205 Km	877.72	585.15
0-206 Km	879.32	586.21
0-207 Km	880.93	587.29
0-208 Km	882.54	588.36
0-209 Km	884.14	589.43
0-210 Km	885.76	590.50
0-211 Km	887.35	591.57
0-212 Km	888.96	592.64
0-213 Km	890.58	593.72
0-214 Km	892.19	594.79
0-215 Km	893.79	595.86
0-216 Km	895.41	596.94
0-217 Km	897.00	598.00
0-218 Km	898.61	599.07
0-219 Km	900.22	600.15
0-220 Km	901.83	601.22
0-221 Km	903.43	602.29
0-222 Km	905.06	603.37
0-223 Km	906.65	604.44
0-224 Km	908.26	605.51
0-225 Km	909.87	606.58
0-226 Km	911.48	607.65
0-227 Km	913.08	608.72
0-228 Km	914.69	609.79


 वरदानवती टिनीनीअर/सल निवाम-1
 सल सरोर बिडावा, भीताष
 रोडीजव ।


CARRIAGE RATE OF MATERIAL

Earth, Surkhi, Sand, Earth, Fly Ash, Bajri, Ballast, Stone Boulder, Kankar and Building Rubbish,
Earth

As Per Chapter 5 of CSR-2020 (Item 5.2) including premium of
7 % as per AC slip no 4

Calculated Rates (Assuming 1
cumecs = 1.50 MT)

Unit in K.M	Rate per cum (in Rs.)	Rate per MT (in Rs.)
0-229 Km	916.29	610.86
0-230 Km	917.90	611.93
0-231 Km	919.52	613.01
0-232 Km	921.13	614.09
0-233 Km	922.74	615.16
0-234 Km	924.34	616.23
0-235 Km	925.95	617.30
0-236 Km	927.55	618.37
0-237 Km	929.17	619.44
0-238 Km	930.77	620.51
0-239 Km	932.38	621.58
0-240 Km	933.98	622.65
0-241 Km	935.59	623.72
0-242 Km	937.19	624.79
0-243 Km	938.82	625.88
0-244 Km	940.42	626.95
0-245 Km	942.03	628.02
0-246 Km	943.63	629.09
0-247 Km	945.24	630.16
0-248 Km	946.84	631.23
0-249 Km	948.46	632.31
0-250 Km	950.06	633.38
0-251 Km	951.66	634.44
0-252 Km	953.28	635.52
0-253 Km	954.89	636.59
0-254 Km	956.49	637.66
0-255 Km	958.11	638.74
0-256 Km	959.72	639.81
0-257 Km	961.31	640.87
0-258 Km	962.93	641.95
0-259 Km	964.53	643.02
0-260 Km	966.14	644.09
0-261 Km	967.75	645.17
0-262 Km	969.37	646.24
0-263 Km	970.96	647.31
0-264 Km	972.58	648.38
0-265 Km	974.18	649.45
0-266 Km	975.79	650.52


 વસ્તુવાહી દિનિતીઓ/તલ નિવાસ-1
 તલ સરેહ વિભાગ, ખંભાઈ
 ઇન્ડિયા


CARRIAGE RATE OF MATERIAL

Earth, Surkhi, Sand, Earth, Fly Ash, Bajri, Ballast, Stone Boulder, Kankar and Building Rubbish, Earth

As Per Chapter 5 of CSR-2020 (Item 5.2) including premium of 7 % as per AC slip no 4

Calculated Rates (Assuming 1 cumecs = 1.50 MT)

Unit in K.M	Rate per cum (in Rs.)	Rate per MT (in Rs.)
0-267 Km	977.40	651.60
0-268 Km	979.00	652.66
0-269 Km	980.60	653.73
0-270 Km	982.21	654.80
0-271 Km	983.82	655.88
0-272 Km	985.43	656.95
0-273 Km	987.04	658.03
0-274 Km	988.65	659.10
0-275 Km	990.25	660.17
0-276 Km	991.86	661.24
0-277 Km	993.47	662.32
0-278 Km	995.08	663.39
0-279 Km	996.68	664.46
0-280 Km	998.29	665.53
0-281 Km	999.89	666.60
0-282 Km	1001.50	667.67
0-283 Km	1003.13	668.75
0-284 Km	1004.73	669.82
0-285 Km	1006.34	670.89
0-286 Km	1007.94	671.96
0-287 Km	1009.55	673.03
0-288 Km	1011.15	674.10
0-289 Km	1012.77	675.18
0-290 Km	1014.37	676.25
0-291 Km	1015.97	677.31
0-292 Km	1017.58	678.39
0-293 Km	1019.20	679.46
0-294 Km	1020.80	680.53
0-295 Km	1022.42	681.61
0-296 Km	1024.02	682.68
0-297 Km	1025.62	683.74
0-298 Km	1027.23	684.82
0-299 Km	1028.84	685.89
0-300 Km	1030.44	686.96
Beyond 300 Km (Per Km)	1.61	1.07


 प्रमुख कार्यवाही अधिकारी/सहायक निर्यात-1
 भालू मण्डल विकास, भंडारा
 जिल्हा कार्यालय